



# Your Investment Performance

**Mr R Warner and Miss E Clay and Mrs N Warner**

**28 August 2025**

**Argentum**  
Wealth Management



# About Us

Since its inception in 1996, Argentum Wealth Management has built up an excellent reputation for its high standard of service and extensive expertise. Specialising in both people and business, at Argentum Wealth you will find a group of highly qualified, yet accessible individuals who work closely together to deliver a personal service tailored to your needs.

Everything that we do starts with our client first and foremost. We take an honest and practical look at your individual circumstances, as well as the challenges you face. We then work in partnership with you to help you achieve your long-term financial goals.

## Regular Reviews

The importance of regular reviews should not be overlooked as they play a crucial role in your financial plan. Providing you with a regular review report allows us to engage you in the review process which, in turn, helps you to ensure that you are on track to meet your financial goals.

Changes to your circumstances can impact upon your objectives or attitude to risk; however, if we are not made aware of these, your plans can soon go off track. Additionally, external influences such as changes to legislation, taxation, market environments or the availability of new products and services can also have an impact. The review meeting provides the perfect opportunity for us to review your investments with you, thereby ensuring that they remain suitable for your needs and in line with your overall financial goals. Sometimes, action will need to be taken following our meeting, such as fund changes, rebalancing of portfolios, changes to any income payments etc.... and at other times, we will simply leave you with the reassurance that your investments are performing in line with your requirements.

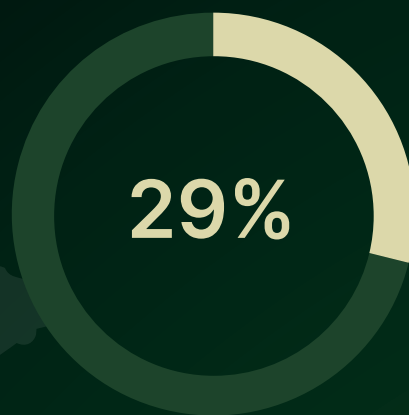
## Service Propositions

The service proposition which you have agreed with us sets out the services which we will provide you with, including the frequency of the review reports and meetings you will receive. Of course, your adviser is available by telephone or email when you need them and meetings can be arranged between review meetings if required, but may be subject to additional fees, which would be agreed in advance.

We can discuss our service propositions and how these can be tailored to your specific needs during our meetings.

## Market Summary

This is the market commentary for October 2025. European funds are the most popular regional equity portfolios among investors for 2025, according to a recent FE Trustnet poll, while global emerging markets and Asia Pacific ex Japan remain the least favoured areas of the stock market.



### Europe to be the best hunting ground!

The poll, in which 2,524 FE Trustnet readers voted, showed that 29 per cent believe Europe to be the best hunting ground over the coming 12 months. The UK and Japan were in second and third place as 23 per cent and 15 per cent, respectively, deemed those regions to be most attractive in 2025.

Despite the continual underperformance of emerging markets relative to developed world equities over the last five years or so as well as the low valuations on offer, few investors seem prepared to bite the bullet as global emerging market and Asia Pacific ex Japan funds were the least popular, according to the poll.

In truth, it comes with little surprise that so many are bullish on European equities given the large majority of multi-asset and global managers are overweight the region within their portfolios.

In that respect, little has changed from a year ago as Europe was touted as being the most attractive market for 2025 given its relatively low valuation compared to the US, signs of economic improvement in the troubled eurozone and the prospect of full sovereign QE from the ECB.

Despite the Greek debt negotiations and the region dipping into deflation on the odd occasion, FE data shows that investors were largely rewarded for backing European funds last year.

In what turned out to be a highly volatile 12 months, the average fund in the IA Europe ex UK and IA European Smaller Companies sectors returned 19.22 per cent and 3.39 per cent, respectively, in 2025 compared to a 3.29 per cent gain from the MSCI AC World index.

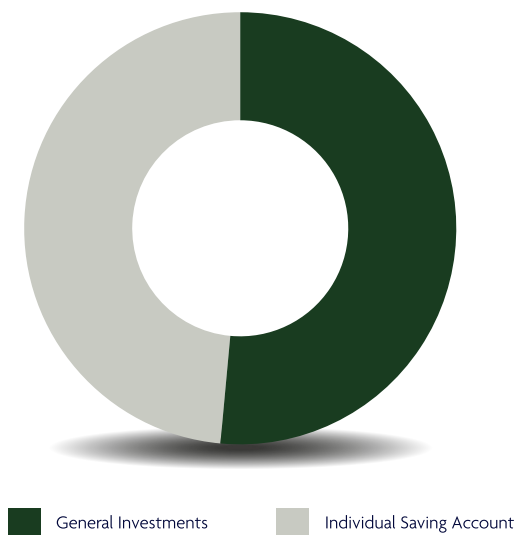
# Your Investment Summary

## Your Details

Client	The Warner Family
Address	15 The Avenue Bruton Somerset BA12 4TY
Email	eve.clay@foxnews.com naomi.warner@mailinator.com riley.warner@digg.com
Adviser	Demo Adviser

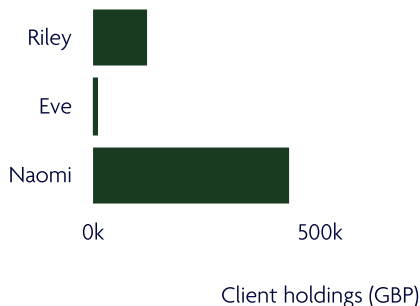
## Your Portfolio

Product	Value
<b>General Investments</b>	
General Investment Account	£ 287,726.15
<b>Individual Saving Account</b>	
ISA	£ 271,353.87
TOTAL	£ 559,080.03



## Investment by Owner

Riley	£ 118,039.92
Eve	£ 8,720.76
Naomi	£ 432,319.35



## Investment Summary (28/08/2024 - 28/08/2025)

Value on 28 Aug 2024	£ 543,976.43
Money In	£ 1,000.00
Money Out	(£ 614.40)
Value on 28 Aug 2025	£ 559,080.03
Total gain / loss (£)	£ 14,717.99
AGR	2.71%

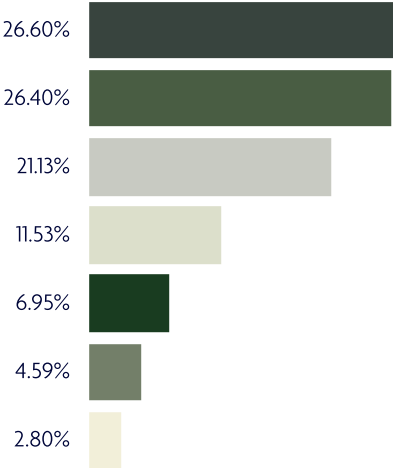
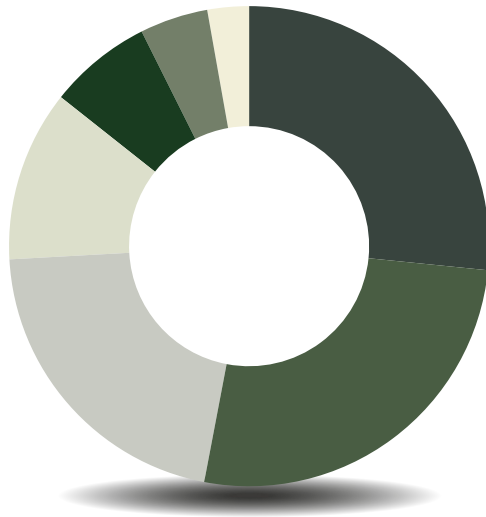
Contributions and withdrawals exclude transfers between wrappers

The data within this report has been supplied by third parties. Care has been taken to ensure that the information is correct but Argentum Wealth neither warrants, represents nor guarantees the contents of the information, nor does it accept any responsibility for errors, inaccuracies, omissions or any inconsistencies herein.

Argentum Wealth Management. ©2025. This is strictly private and confidential.

# Current Asset Allocation

## Actual Asset Allocation



Sector		Valuation £
International Bond	26.60%	148,703.02
UK Equity	26.40%	147,593.19
UK Corporate Bond	21.13%	118,116.47
Global Equities	11.53%	64,482.91
Emerging Markets	6.95%	38,878.27
US Equity	4.59%	25,662.62
Cash	2.80%	15,643.54
Total	100.00%	559,080.02

The data within this report has been supplied by third parties. Care has been taken to ensure that the information is correct but Argentum Wealth neither warrants, represents nor guarantees the contents of the information, nor does it accept any responsibility for errors, inaccuracies, omissions or any inconsistencies herein.

# Portfolio Analysis

Currency: GBP

## Portfolio Analysis from 28 August 2024 to 28 August 2025

### General Investments

	Policy Number	Previous Value 28/08/2024	Money In	Money Out	Current Value 28/08/2025	Return
R - Canada Life International Wealth Preservation Account (Parmenion)	WARN862751	115,344.53	28,193.34	28,807.74	118,039.92	3,309.79
N - General Investment Account (Parmenion)	WARN863137	185,686.74	48,028.10	68,028.10	169,686.24	3,999.50
<b>Total for General Investments</b>		<b>301,031.26</b>	<b>76,221.44</b>	<b>96,835.84</b>	<b>287,726.15</b>	<b>7,309.29</b>

Inflow/Outflow subtotals may include inter-wrapper transfers

### Individual Saving Account

	Policy Number	Previous Value 28/08/2024	Money In	Money Out	Current Value 28/08/2025	Return
N - Individual Savings Account (Parmenion)	WARN865011	235,458.70	81,438.86	61,438.86	262,633.11	7,174.41
E - Junior Individual Savings Account (Parmenion)	WARN864820	7,486.48	2,818.11	1,818.11	8,720.76	234.29
<b>Total for Individual Saving Account</b>		<b>242,945.17</b>	<b>84,256.97</b>	<b>63,256.97</b>	<b>271,353.87</b>	<b>7,408.70</b>

Inflow/Outflow subtotals may include inter-wrapper transfers

### Subtotals

	Previous Value 28/08/2024	Money In	Money Out	Current Value 28/08/2025	Return
<b>General Investments</b>	301,031.26	76,221.44	96,835.84	287,726.15	7,309.29
<b>Individual Saving Account</b>	242,945.17	84,256.97	63,256.97	271,353.87	7,408.70
<b>Total Portfolio</b>	<b>543,976.43</b>	<b>1,000.00</b>	<b>614.40</b>	<b>559,080.03</b>	<b>14,717.99</b>

Total Portfolio Inflow/Outflow totals exclude inter-wrapper transfers

The data within this report has been supplied by third parties. Care has been taken to ensure that the information is correct but Argentum Wealth neither warrants, represents nor guarantees the contents of the information, nor does it accept any responsibility for errors, inaccuracies, omissions or any inconsistencies herein.

Argentum Wealth Management. ©2025. This is strictly private and confidential.

# Your Valuation

## Parmenion Canada Life International Wealth Preservation Account - WARN862751

Owned by Riley Warner

Model Portfolio: Argentum Asset Allocation October 2023

Start Date: 20/4/2017

Risk Profile: BALANCED+

### Performance since 28 August 2024

Value 28/8/2024	Money In	Money Out	Current Value 28/8/2025	Return +/- £	Return %
115,344.53	28,193.34	(28,807.74)	118,039.92	3,309.79	2.88%

### Performance since Inception

Inception date	Money In	Money Out	Current Value 28/8/2025	Return +/- £	Return %
20 April 2017	138,561.64	(50,630.44)	118,039.92	30,108.72	3.44%

### Investment Valuation

Name	Start Date	Units	Value
CASH	24/04/2017	6,690.06	6,690.06
Allianz Gilt Yield Z Inc	19/02/2025	8,689.14	8,275.54
BlackRock ICS Sterling Liquid Environmentally Aware Fund J T3 Acc	13/11/2023	25.15	2,894.37
CT Responsible Global Equity Fund 2 Inc	24/04/2017	4,585.38	9,042.37
EdenTree Short Dated Bond Fund B Inc	01/07/2022	3,970.30	3,846.03
EdenTree Sterling Bond Fund I Inc	15/05/2025	5,234.57	5,234.57
FP Carmignac ICVC - FP Carmignac Emerging Markets B GBP Accumulation	19/05/2025	2,921.85	3,389.64
Janus Henderson Global Sustainable Equity Fund I Inc	24/04/2017	1,300.01	9,053.27
Janus Henderson UK Responsible Income Fund G Inc	18/02/2025	7,972.30	9,192.06
JPM Emerging Markets ESG Equity Fund S GBP - Net Income	18/03/2025	3,323.95	3,380.45
Liontrust Sustainable Future Corporate Bond Fund Class 3 Gross Income	24/04/2017	5,537.38	5,240.57
Liontrust Sustainable Future Global Growth Fund Class 3 Net Accumulation	24/04/2017	2,006.96	9,076.48
Liontrust Sustainable Future UK Growth Fund Class 3 Net Accumulation	24/04/2017	1,789.55	6,895.14
Rathbone Ethical Bond Fund S Inc	20/08/2024	5,918.94	5,262.53
Royal London Global Index Linked Fund Z Inc	01/07/2022	3,869.12	4,584.90
Sparinvest SICAV Ethical Global Value GBP HM2 ID X	11/04/2025	33.77	8,970.53
Stewart Investors Asia Pacific All Cap Fund Class B (Accumulation) GBP	24/04/2017	400.45	3,363.22
TM Gravis Funds ICVC - TM Gravis Clean Energy Income Fund I GBP Income	01/07/2022	4,273.77	3,837.42
WS Montanaro Better World Fund B GBP Income	01/07/2024	2,872.56	2,895.82
WS Montanaro Funds - WS Montanaro UK Income Fund A GBP Income	27/09/2021	8,809.95	6,914.93

The data within this report has been supplied by third parties. Care has been taken to ensure that the information is correct but Argentum Wealth neither warrants, represents nor guarantees the contents of the information, nor does it accept any responsibility for errors, inaccuracies, omissions or any inconsistencies herein.

Argentum Wealth Management. ©2025. This is strictly private and confidential.

# Your Valuation

## Investment Valuation

Name	Start Date	Units	Value
Total			118,039.92

## Contributions and Withdrawals

Commenced	Ceased	Amount	Frequency	Type	Payments To Date
27/09/2024		(153.60)	Single	ClientMovement - Outflow	(153.60)
30/12/2024		(153.60)	Single	ClientMovement - Outflow	(153.60)
16/01/2025		(8,555.02)	Single	ClientMovement - Outflow	(8,555.02)
16/01/2025		8,555.02	Single	ClientMovement - Inflow	8,555.02
17/01/2025		(10,677.80)	Single	ClientMovement - Outflow	(10,677.80)
17/01/2025		10,677.80	Single	ClientMovement - Inflow	10,677.80
11/03/2025		(5,233.73)	Single	ClientMovement - Outflow	(5,233.73)
11/03/2025		5,233.73	Single	ClientMovement - Inflow	5,233.73
21/03/2025		(3,726.79)	Single	ClientMovement - Outflow	(3,726.79)
21/03/2025		3,726.79	Single	ClientMovement - Inflow	3,726.79
28/03/2025		(153.60)	Single	ClientMovement - Outflow	(153.60)
27/06/2025		(153.60)	Single	ClientMovement - Outflow	(153.60)
Total					(614.40)



# Your Valuation

## Parmenion Junior Individual Savings Account - WARN864820

Owned by Eve Clay

Model Portfolio: Argentum Asset Allocation October 2023

Start Date: 25/10/2017

Risk Profile: ADVENTUROUS+

### Performance since 28 August 2024

Value 28/8/2024	Money In	Money Out	Current Value 28/8/2025	Return +/- £	Return %
<b>7,486.48</b>	<b>2,818.11</b>	<b>(1,818.11)</b>	<b>8,720.76</b>	<b>234.29</b>	<b>2.96%</b>

### Performance since Inception

Inception date	Money In	Money Out	Current Value 28/8/2025	Return +/- £	Return %
<b>25 October 2017</b>	<b>10,211.06</b>	<b>(2,583.06)</b>	<b>8,720.76</b>	<b>1,092.76</b>	<b>2.41%</b>

### Investment Valuation

Name	Start Date	Units	Value
CASH	01/11/2017	495.26	495.26
Allianz Gilt Yield Z Inc	19/02/2025	641.95	611.39
BlackRock ICS Sterling Liquid Environmentally Aware Fund J T3 Acc	13/11/2023	1.85	212.91
CT Responsible Global Equity Fund 2 Inc	01/11/2017	338.77	668.05
EdenTree Short Dated Bond Fund B Inc	27/06/2022	293.32	284.14
EdenTree Sterling Bond Fund I Inc	01/04/2025	386.72	386.72
FP Carmignac ICVC - FP Carmignac Emerging Markets B GBP Accumulation	19/05/2025	215.86	250.42
Janus Henderson Global Sustainable Equity Fund I Inc	01/11/2017	96.04	668.82
Janus Henderson UK Responsible Income Fund G Inc	18/02/2025	588.99	679.11
JPM Emerging Markets ESG Equity Fund S GBP - Net Income	18/03/2025	245.58	249.75
Liontrust Sustainable Future Corporate Bond Fund Class 3 Gross Income	01/11/2017	409.10	387.18
Liontrust Sustainable Future Global Growth Fund Class 3 Net Accumulation	01/11/2017	148.27	670.57
Liontrust Sustainable Future UK Growth Fund Class 3 Net Accumulation	01/11/2017	132.21	509.41
Rathbone Ethical Bond Fund S Inc	20/08/2024	437.28	388.79
Royal London Global Index Linked Fund Z Inc	27/06/2022	285.85	338.74
Sparinvest SICAV Ethical Global Value GBP HM2 ID X	11/04/2025	2.49	662.72
Stewart Investors Asia Pacific All Cap Fund Class B (Accumulation) GBP	01/11/2017	29.59	248.47
TM Gravis Funds ICVC - TM Gravis Clean Energy Income Fund I GBP Income	27/06/2022	315.74	283.50
WS Montanaro Better World Fund B GBP Income	28/06/2024	212.22	213.94
WS Montanaro Funds - WS Montanaro UK Income Fund A GBP Income	27/09/2021	650.87	510.87

The data within this report has been supplied by third parties. Care has been taken to ensure that the information is correct but Argentum Wealth neither warrants, represents nor guarantees the contents of the information, nor does it accept any responsibility for errors, inaccuracies, omissions or any inconsistencies herein.

Argentum Wealth Management. ©2025. This is strictly private and confidential.

# Your Valuation

## Investment Valuation

Name	Start Date	Units	Value
Total			8,720.76

## Contributions and Withdrawals

Commenced	Ceased	Amount	Frequency	Type	Payments To Date
16/01/2025		(564.50)	Single	ClientMovement - Outflow	(564.50)
16/01/2025		564.50	Single	ClientMovement - Inflow	564.50
17/01/2025		(671.94)	Single	ClientMovement - Outflow	(671.94)
17/01/2025		671.94	Single	ClientMovement - Inflow	671.94
11/03/2025		(339.75)	Single	ClientMovement - Outflow	(339.75)
11/03/2025		339.75	Single	ClientMovement - Inflow	339.75
21/03/2025		(241.92)	Single	ClientMovement - Outflow	(241.92)
21/03/2025		241.92	Single	ClientMovement - Inflow	241.92
28/03/2025		1,000.00	Single	ClientMovement - Inflow	1,000.00
Total					1,000.00

The data within this report has been supplied by third parties. Care has been taken to ensure that the information is correct but Argentum Wealth neither warrants, represents nor guarantees the contents of the information, nor does it accept any responsibility for errors, inaccuracies, omissions or any inconsistencies herein.

# Your Valuation

## Parmenion General Investment Account - WARN863137

Owned by Naomi Warner

Model Portfolio: Argentum Asset Allocation October 2023

Start Date: 21/1/2014

Risk Profile: CAUTIOUS+

### Performance since 28 August 2024

Value 28/8/2024	Money In	Money Out	Current Value 28/8/2025	Return +/- £	Return %
185,686.74	48,028.10	(68,028.10)	169,686.24	3,999.50	2.26%

### Performance since Inception

Inception date	Money In	Money Out	Current Value 28/8/2025	Return +/- £	Return %
21 January 2014	355,639.15	(284,548.99)	169,686.24	98,596.08	4.27%

### Investment Valuation

Name	Start Date	Units	Value
CASH	31/01/2014	3,319.90	3,319.90
CT Responsible Global Equity Fund 2 Inc	28/08/2015	3,168.96	6,249.19
EdenTree Sterling Bond Fund I Inc	14/03/2025	21,919.51	21,919.51
FP Carmignac ICVC - FP Carmignac Emerging Markets B GBP Accumulation	16/05/2025	4,850.10	5,626.60
Janus Henderson Global Sustainable Equity Fund I Inc	18/08/2014	898.43	6,256.67
Janus Henderson UK Responsible Income Fund G Inc	18/02/2025	20,370.12	23,486.75
JPM Emerging Markets ESG Equity Fund S GBP - Net Income	20/03/2025	5,467.06	5,560.00
Liontrust Sustainable Future Corporate Bond Fund Class 3 Gross Income	31/01/2014	23,187.50	21,944.65
Liontrust Sustainable Future Global Growth Fund Class 3 Net Accumulation	31/01/2014	1,388.92	6,281.41
Liontrust Sustainable Future UK Growth Fund Class 3 Net Accumulation	31/01/2014	4,556.45	17,555.98
Rathbone Ethical Bond Fund S Inc	21/08/2024	24,785.40	22,036.70
Sparinvest SICAV Ethical Global Value GBP HM2 ID X	11/04/2025	23.74	6,305.74
Stewart Investors Asia Pacific All Cap Fund Class B (Accumulation) GBP	31/01/2014	663.54	5,572.77
WS Montanaro Funds - WS Montanaro UK Income Fund A GBP Income	27/09/2021	22,385.49	17,570.37
Total			169,686.24

### Contributions and Withdrawals

Commenced	Ceased	Amount	Frequency	Type	Payments To Date
16/01/2025		(23,535.52)	Single	ClientMovement - Outflow	(23,535.52)

The data within this report has been supplied by third parties. Care has been taken to ensure that the information is correct but Argentum Wealth neither warrants, represents nor guarantees the contents of the information, nor does it accept any responsibility for errors, inaccuracies, omissions or any inconsistencies herein.

Argentum Wealth Management. ©2025. This is strictly private and confidential.

# Your Valuation

## Contributions and Withdrawals

Commenced	Ceased	Amount	Frequency	Type	Payments To Date
16/01/2025		23,535.52	Single	ClientMovement - Inflow	23,535.52
11/03/2025		(24,492.58)	Single	ClientMovement - Outflow	(24,492.58)
11/03/2025		24,492.58	Single	ClientMovement - Inflow	24,492.58
24/03/2025		(20,000.00)	Single	ClientMovement - Outflow	(20,000.00)
Total					(20,000.00)

The data within this report has been supplied by third parties. Care has been taken to ensure that the information is correct but Argentum Wealth neither warrants, represents nor guarantees the contents of the information, nor does it accept any responsibility for errors, inaccuracies, omissions or any inconsistencies herein.

# Your Valuation

## Parmenion Individual Savings Account - WARN865011

Owned by Naomi Warner

Model Portfolio: Argentum Asset Allocation October 2023

Start Date: 22/1/2014

Risk Profile: CAUTIOUS+

### Performance since 28 August 2024

Value 28/8/2024	Money In	Money Out	Current Value 28/8/2025	Return +/- £	Return %
235,458.70	81,438.86	(61,438.86)	262,633.11	7,174.41	2.94%

### Performance since Inception

Inception date	Money In	Money Out	Current Value 28/8/2025	Return +/- £	Return %
22 January 2014	312,763.45	(107,294.78)	262,633.11	57,164.44	3.47%

### Investment Valuation

Name	Start Date	Units	Value
CASH	31/01/2014	5,138.32	5,138.32
CT Responsible Global Equity Fund 2 Inc	28/08/2015	4,904.80	9,672.27
EdenTree Sterling Bond Fund I Inc	25/03/2025	33,926.07	33,926.07
FP Carmignac ICVC - FP Carmignac Emerging Markets B GBP Accumulation	16/05/2025	7,506.77	8,708.61
Janus Henderson Global Sustainable Equity Fund I Inc	15/08/2014	1,390.56	9,683.86
Janus Henderson UK Responsible Income Fund G Inc	18/02/2025	31,527.99	36,351.77
JPM Emerging Markets ESG Equity Fund S GBP - Net Income	18/03/2025	8,461.68	8,605.53
Liontrust Sustainable Future Corporate Bond Fund Class 3 Gross Income	31/01/2014	35,888.62	33,964.99
Liontrust Sustainable Future Global Growth Fund Class 3 Net Accumulation	31/01/2014	2,149.72	9,722.11
Liontrust Sustainable Future UK Growth Fund Class 3 Net Accumulation	31/01/2014	7,052.27	27,172.39
Rathbone Ethical Bond Fund S Inc	21/08/2024	38,361.78	34,107.46
Sparinvest SICAV Ethical Global Value GBP HM2 ID X	11/04/2025	36.74	9,759.77
Stewart Investors Asia Pacific All Cap Fund Class B (Accumulation) GBP	31/01/2014	1,026.99	8,625.30
WS Montanaro Funds - WS Montanaro UK Income Fund A GBP Income	27/09/2021	34,647.29	27,194.66
Total			262,633.11

### Contributions and Withdrawals

Commenced	Ceased	Amount	Frequency	Type	Payments To Date
16/01/2025		(30,381.21)	Single	ClientMovement - Outflow	(30,381.21)

The data within this report has been supplied by third parties. Care has been taken to ensure that the information is correct but Argentum Wealth neither warrants, represents nor guarantees the contents of the information, nor does it accept any responsibility for errors, inaccuracies, omissions or any inconsistencies herein.

Argentum Wealth Management. ©2025. This is strictly private and confidential.

# Your Valuation

## Contributions and Withdrawals

Commenced	Ceased	Amount	Frequency	Type	Payments To Date
16/01/2025		30,381.21	Single	ClientMovement - Inflow	30,381.21
11/03/2025		(31,057.65)	Single	ClientMovement - Outflow	(31,057.65)
11/03/2025		31,057.65	Single	ClientMovement - Inflow	31,057.65
24/03/2025		20,000.00	Single	ClientMovement - Inflow	20,000.00
Total					20,000.00

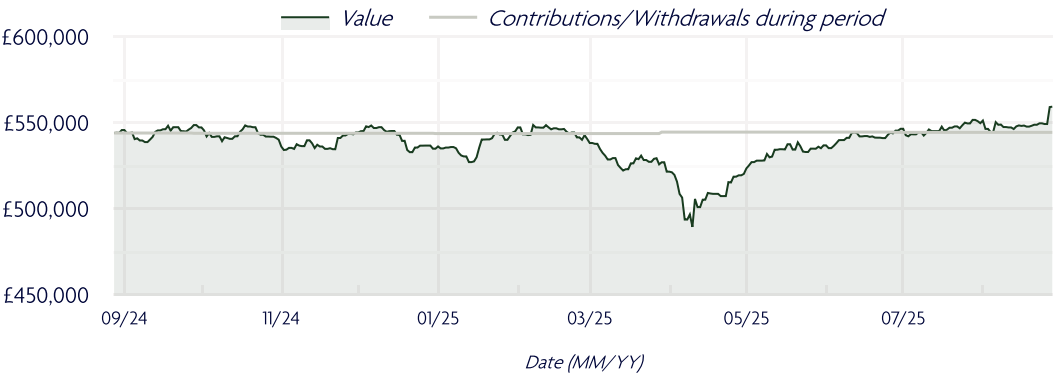
The data within this report has been supplied by third parties. Care has been taken to ensure that the information is correct but Argentum Wealth neither warrants, represents nor guarantees the contents of the information, nor does it accept any responsibility for errors, inaccuracies, omissions or any inconsistencies herein.

# Portfolio Overview

## Total Portfolio

### Performance during period

Value on 28 August 2024	£ 543,976.43
Money In	£ 1,000.00
Money Out	(£ 614.40)
Value on 28 August 2025	£ 559,080.03
Total gain / loss (£)	£ 14,717.99
Total gain / loss (%)	2.71%



The data within this report has been supplied by third parties. Care has been taken to ensure that the information is correct but Argentum Wealth neither warrants, represents nor guarantees the contents of the information, nor does it accept any responsibility for errors, inaccuracies, omissions or any inconsistencies herein.

# Disclaimer

This review was prepared for your information on the date shown. Please note that the values listed will not necessarily be those achieved on sale of the holdings.

Valuations will be prepared, generally, on the basis of the middle market price at the close of business on the review date, and as supplied by external information providers. For certain securities, the price may be on a different basis, e.g. last trade or bid price. However, valuations for pension accounts will be prepared on the basis of the quarter-up price, to comply with HMRC rules.

The quarter-up price is calculated as halfway between the bid and mid price. Where future dividend rates have not been published or are not available from our proprietary price feeds, projected annual income and yields have been calculated using the historical gross income including notional tax credits if applicable. Where we have treated a holding to be Negligible Value for CGT purposes, we have removed the stock from the portfolio. Should we receive a liquidation payment it will be credited to your account.

Unless securities are held in our custody, we cannot accept any liability for error. In particular, performance figures included on the Valuation pages could be inaccurate. Please ensure that the holdings shown on this review are correct. No liability will be accepted for errors beyond our control. Where original cost figures are not available the notation N/A may be used or a nominal sum may be inserted. This may make the total book cost figures inaccurate but will not affect the current value. Please note that the book costs used in this review are calculated on a straight line basis with transactions pooled chronologically.

This can differ considerably from the cost used for Capital Gains Tax calculations due to the complex share identification rules.

If you are unsure, please consult your investment advisor before dealing.

This review contains reference to past performance of certain investments. Past performance is not a guide to the future, and unless a capital guarantee has been specifically mentioned, all investments may fall as well as rise and you may not get back the full amount invested especially on early encashment. All information, data and documentation associated to all clients are treated as strictly private and confidential.

All data provided is protected under the terms of the Data Protection Act and confidential in accordance with the terms of the UK Financial Services Act.

Argentum Wealth Limited is not authorised and regulated by the Financial Conduct Authority.

Argentum Wealth Ltd.

Tel: 0845 123 3803

Email: [sales@argentumwealthmgmt.co.uk](mailto:sales@argentumwealthmgmt.co.uk)





**Argentum Wealth Ltd**

**T:** 0333 939 8270

**E:** [sales@argentumwealthmgt.co.uk](mailto:sales@argentumwealthmgt.co.uk)

**W:** [www.argentumwealthmgt.co.uk](http://www.argentumwealthmgt.co.uk)

Argentum Wealth is not authorised and regulated by the Financial Conduct Authority.

Prepared in confidence.

This report contains reference to past performance of certain investments. Past performance is not a good guide to the future, and unless a capital guarantee has been significantly mentioned, all investments may fall as well as rise and you may not get back the full amount invested especially on early retirement.

All information, data and documentation associated to all clients are treated as strictly private and confidential. All data provided is protected under the terms of the Data Protection Act and confidential in accordance with the terms of the UK Financial Services Act.

**Argentum**  
Wealth Management

